



มหาวิทยาลัยนอร์ท-เชียงใหม่
NORTH-CHIANG MAI UNIVERSITY

Instruction manual

Student ID Card Issuance System

Intended for students

For

Educational Service Center

Developed by Computer and Information Technology Center

North-Chiang Mai University

Revised in 2025

01 Student ID Card Issuance System

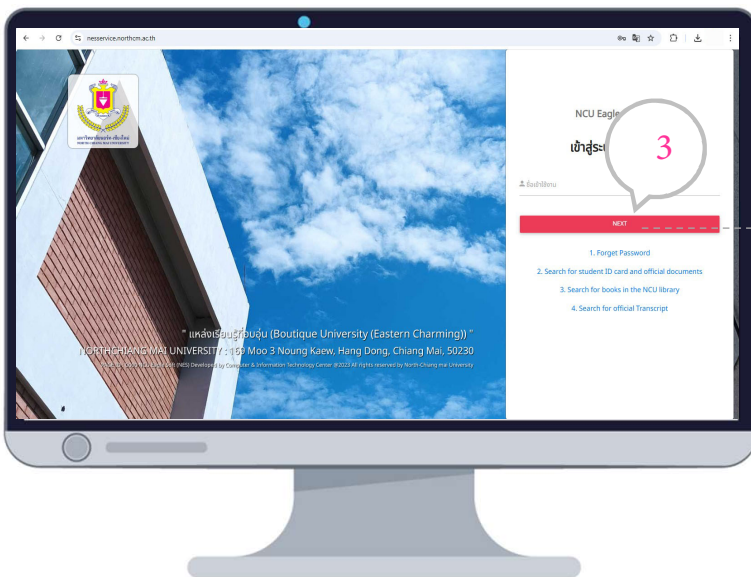
Display Student ID Card Details

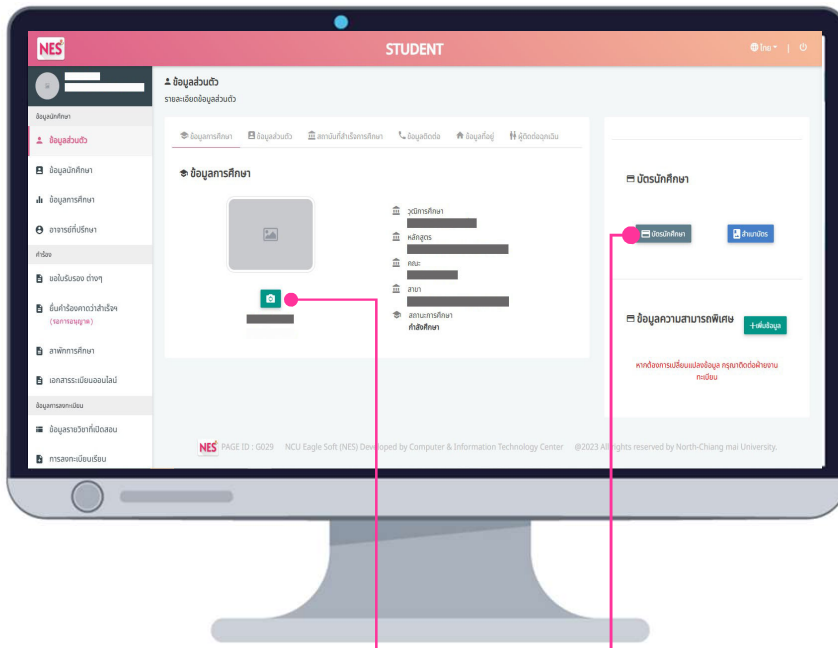


Navigate to the website

<https://www.northcm.ac.th/>

1. Select the "Information System" menu.
2. Click on the "NES for Student" menu option.
3. Enter your assigned username and password to log in to the system.





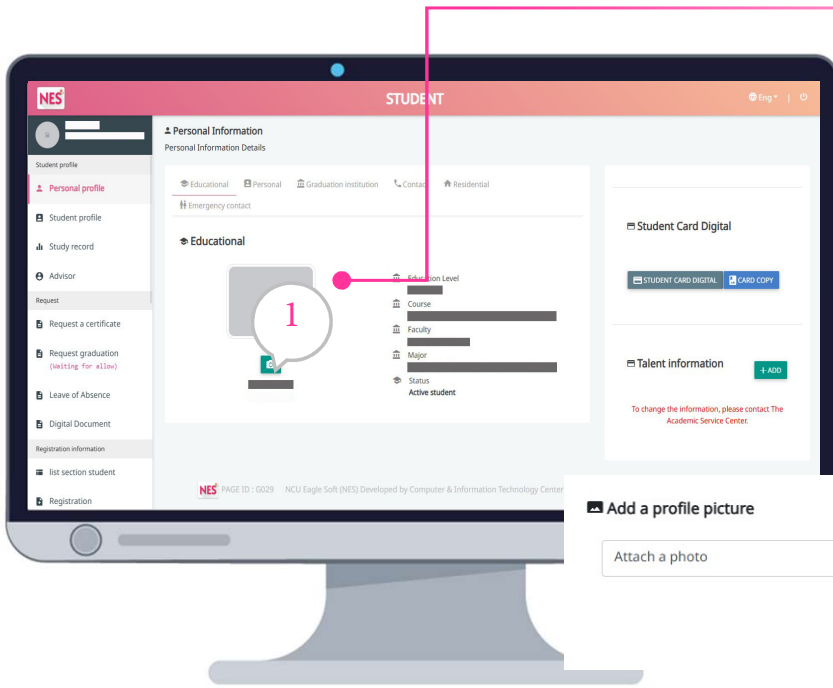
Student Photo Upload Button &
Graduate Photo Upload Button

Displayed when the user has no image.

**** Please attach a half-body photograph. ****

Display Student ID Card Button





Steps to add student and graduate photos

1. Press the Camera Button
2. Select the Image
3. Save Image



Creator



มหาวิทยาลัยนอร์ท-เชียงใหม่
NORTH-CHIANG MAI UNIVERSITY

Computer and Information Technology Center

North-Chiang Mai University

169 Moo 3, Nong Kaeo Subdistrict, Hang Dong District, Chiang Mai Province 50230, Thailand;

Telephone: +66-5381-9999, Email: info@northcm.ac.th ;

Manual Prepared By: Ms. Siriya Nam-or, Date: March 13, 2025